

The Government has announced (<https://www.parliament.uk/business/publications/written-questions-answers-statements/written-statement/Commons/2020-03-23/HCWS176/>) that it will not publish any school or college level educational performance data based on tests, assessments or exams for 2020, and has outlined [accountability arrangements](https://www.gov.uk/government/news/teacher-assessed-grades-for-students) for 2020/21. Further information on what this means for the way school and college accountability will operate for 2019/20 and for 2020/21 can be found [here](https://www.gov.uk/government/publications/coronavirus-covid-19-school-and-college-performance-measures).

# Beverley High School (URN: 118072)

## Key stage 4

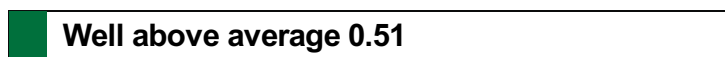
This is revised data for 2018/2019.

### Progress 8

#### School

Pupils in Progress 8 cohort = 140

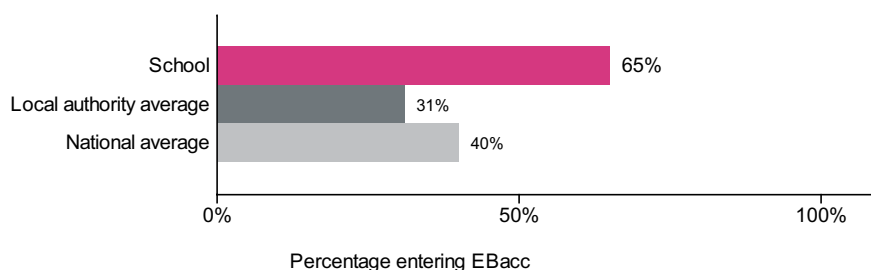
Pupils with adjusted scores = 2



Confidence interval  
0.30 to 0.73

### Percentage entering English Baccalaureate

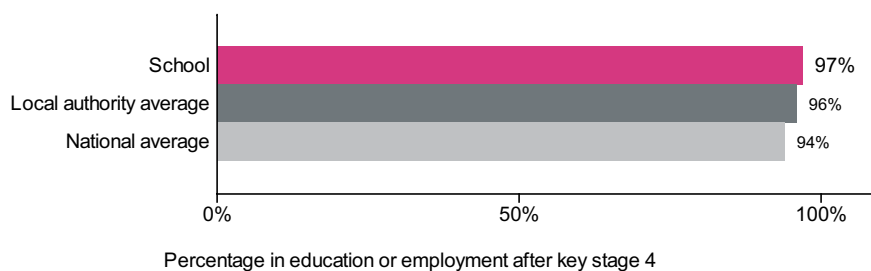
Number of pupils = 147



### Percentage staying in education or entering employment after key stage 4

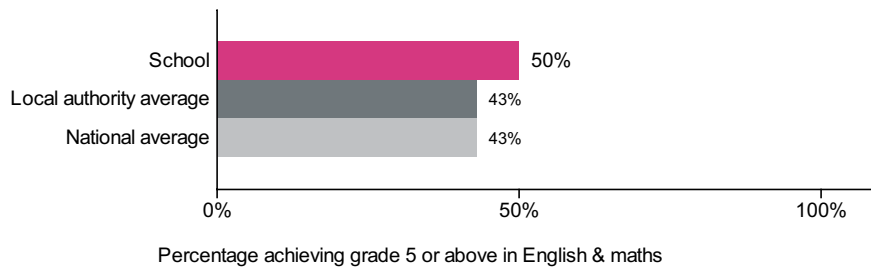
This is revised data for 2017/18 (2016/17 leavers)

Number of pupils = 147



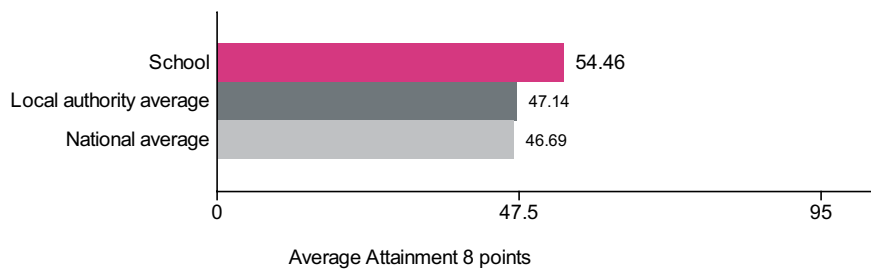
# Percentage achieving grade 5 or above in English and maths

Number of pupils = 147



# Attainment 8

Number of pupils = 147



# English Baccalaureate average point score

Number of pupils = 147

